

Doing a Little “Data Mining” - Lime & Tile...



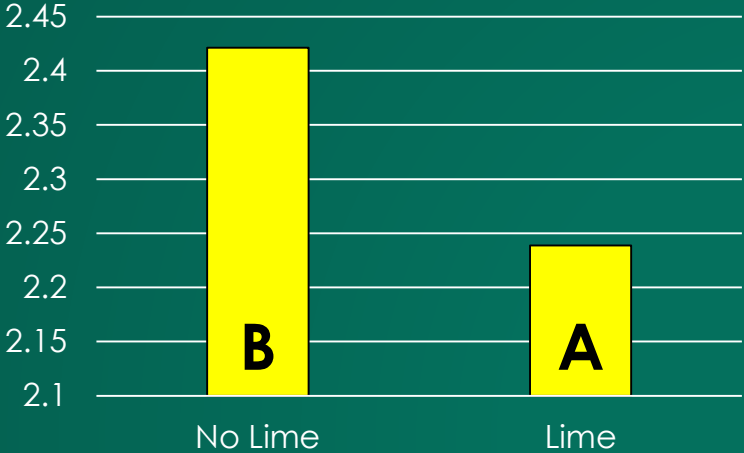
2013	% Tare	% Sugar	% Purity	TPA	RSA
No Tile	3.00	16.18	88.34	25.01	6,813
Tile	3.15	16.32	88.88	25.76	7,026
Difference	0.15	0.13	0.54	0.76	213.18
<i>p</i> (0.05):	NS	NS	NS	NS	NS

2014	% Tare	% Sugar	% Purity	TPA	RSA
No Tile	1.72	17.03	89.13	21.30	6,135
Tile	1.63	17.43	89.16	23.59	6,937
Difference	-0.09	0.40	0.02	2.29	801.26
<i>p</i> (0.05):	NS	**	NS	**	**

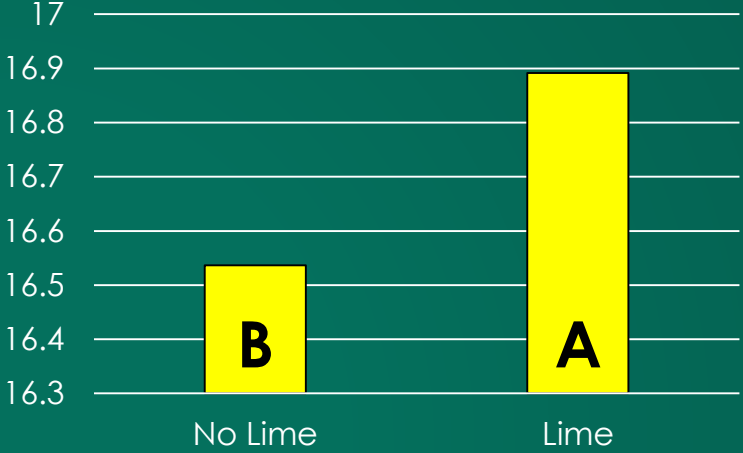
Keep on Liming!!!



Percent Tare



Percent Sugar



All Tests: $p(0.05)$

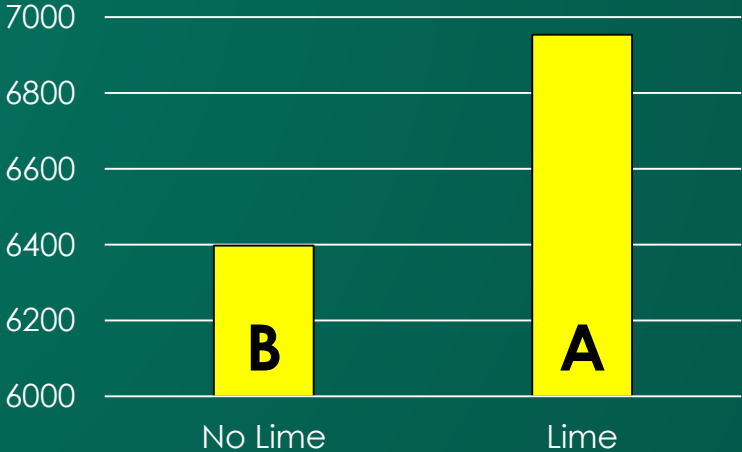
Percent Purity



Tons per Acre



Sugar per Acre



Years After Initial Lime Application

